

BBFAW

The Business Benchmark on Farm Animal Welfare

Launch of the 2024 Benchmark Report

BBFAW is supported by



Welcome and Introductions

Dr Rory Sullivan
CEO, Chronos Sustainability

Agenda

1. Opening Remarks

Philip Lymbery, CIWF & Eurogroup for Animals

2. Presentation of BBFAW 2024 Results

Dr Nathan Rhys Williams, BBFAW Secretariat

3. Investor Perspective

Jonathan Bey, NEI Investments

4. BBFAW Partner Perspective

Dr Marlene Kirchner, FOUR PAWS International

5. Q&A Panel Discussion



Key speaker

Opening Remarks and Insights from the Strategic Dialogue on the Future of EU Agriculture

Philip Lymbery

President of Eurogroup for Animals and Global CEO, Compassion in World Farming

BBFAW 2024 Results

Dr Nathan Rhys Williams
BBFAW Secretariat

About the BBFAW

BBFAW is the leading global benchmark for assessing companies on their farm animal welfare policies, practices and performance

It enables stakeholders to understand corporate practice and drive progress in the welfare of animals reared for food.

Supported by Compassion in World Farming and FOUR PAWS International.



The Programme

150 companies


Annual Benchmark

33 investor signatories

Global Investor Statement
(\$2.8tn in AUM)

31 investors

Global Investor Collaboration
(\$2.4tn in AUM)



Revisions to the Benchmark

Significant revisions were made to the Benchmark in 2022, with a focus on driving performance impact

To provide consistency following the reset of the benchmark, only one significant change was made to the 2024 criteria:

- The introduction of a question on commitments to avoid breeds with low welfare potential with a focus on broiler chickens, beef cattle and pigs.
 - Points from this question have not been included in overall scores for 2024 but will be incorporated in scores in future assessments.
-



Overall Progress

Increased scores showing sustained focus on farm animal welfare

Overall average score now 18%

Up from 17% in 2023 and 16% in 2022

141 companies

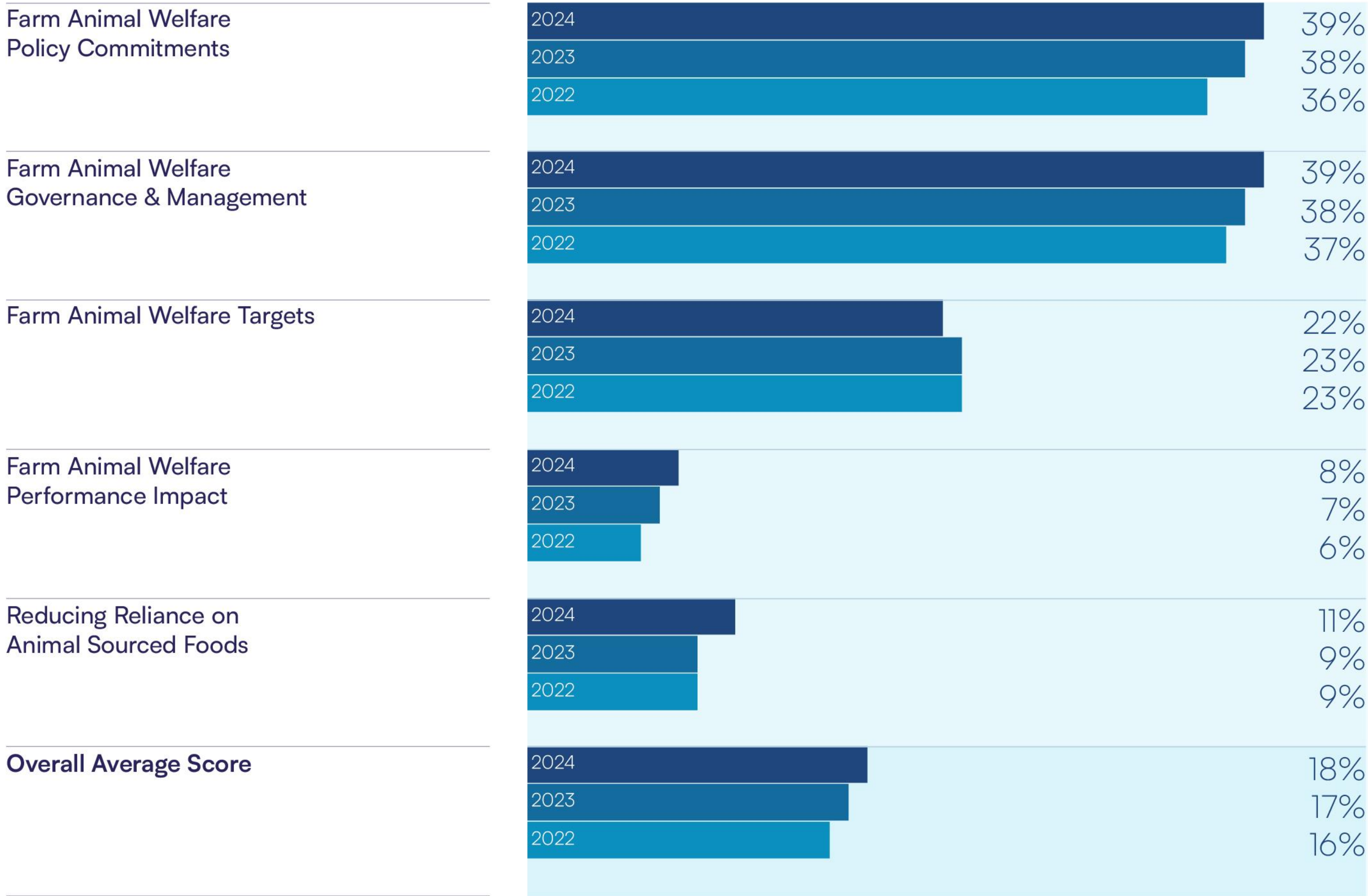
94% recognise farm animal welfare as a business issue

128 companies

85% have published a farm animal welfare policy



Pillar Scores 2022-2024



Leaders and Laggards

The gap widens between higher performing companies and companies making little to no progress on farm animal welfare

14 companies

9% have improved their overall score by five percentage points or more

14 companies

9% of have moved up a tier ranking in 2024

22 companies

15% have not published a formal animal welfare policy. Of these companies, nine (6%) do not appear to recognise farm animal welfare as a business issue.



Tier Rankings

Year-on-Year Tier Comparison

Tier	No. Companies 2022	No. Companies 2023	No. Companies 2024
1			
2	1	3	4
3	6	7	8
4	14	16	20
5	74	66	60
6	55	58	58

Progress on Performance Impact

Companies are making significant strides in performance impact reporting

14 companies

9% increased their Impact Rating in 2024

3 companies

Achieved a B impact Rating for the first time, and one company moving up three Impact Ratings, from E to B

109 companies

73% of companies report some performance impact data across their global supply chain



Company Reporting on Performance Measures Introduced in 2022

Species	New Species-specific performance measures	2023	2024
Laying Hens	Day-old male chicks not killed	<div><div></div></div> 9%	<div><div></div></div> 9%*
Broiler Chickens	Humane stunning	<div><div></div></div> 28%	<div><div></div></div> 30%
Pigs	Sows free from farrowing crates	<div><div></div></div> 14%	<div><div></div></div> 16%
Dairy Cattle	Provided with pasture access	<div><div></div></div> 15%	<div><div></div></div> 16%
	Free from disbudding/dehorning	<div><div></div></div> 6%	<div><div></div></div> 8%
Beef Cattle	Free from confinement in CAFOs or feedlots	<div><div></div></div> 13%	<div><div></div></div> 16%
	Group housed as calves, throughout rearing	<div><div></div></div> 9%	<div><div></div></div> 10%
	Free from disbudding/dehorning	<div><div></div></div> 7%	<div><div></div></div> 11%
Salmon	Reared at lower stocking densities	<div><div></div></div> 11%	<div><div></div></div> 13%
	Free from fasting lasting longer than 72 hours	<div><div></div></div> 5%	<div><div></div></div> 11%
	Effectively stunned and killed	<div><div></div></div> 18%	<div><div></div></div> 23%

*Although the percentage remains the same, one additional company reported on the proportion of day-old male chicks in its supply chain that are not killed in 2024, compared to 2023.

BBFAW 2025 – 2026 Timeline



Key speaker

How Investors use BBFAW to Inform Investment Decisions

Jonathan Bey
Senior Analyst, NEI Investments

Key speaker

BBFAW Partner Reflections on the 2024 Results

Dr Marlene Kirchner

Director Farm Animals and Nutrition, FOUR PAWS International

Q&A Panel Discussion


Panellists



Dr Tracey Jones,
Global Director of Food Business,
Compassion in World Farming (CIWF)



Dr Marlene Kirchner
Director Farm Animals and Nutrition,
FOUR PAWS International



Jonathan Bey
Senior Analyst,
NEI Investments



Dr Nathan Rhys Williams
BBFAW Secretariat

Thank you for participating

For more information and to download the BBFAW 2024 Report visit www.bbfaq.com

Or email secretariat@bbfaq.com

